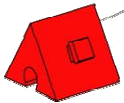
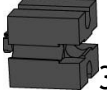
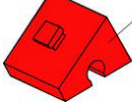




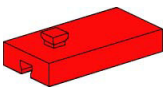

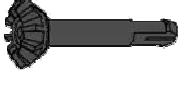
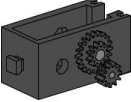

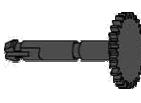




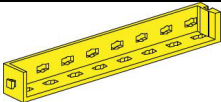
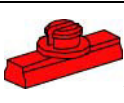
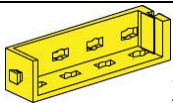
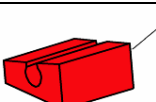
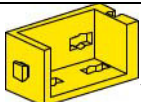
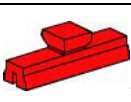

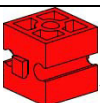

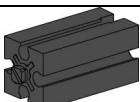
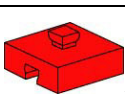
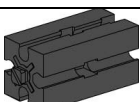
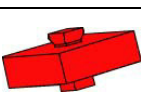


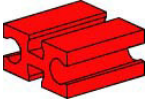
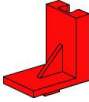
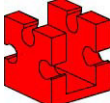


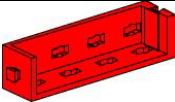

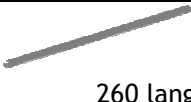
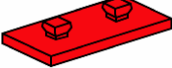


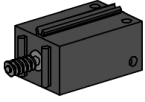
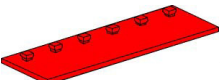


Weihnachtspyramide Teil 1

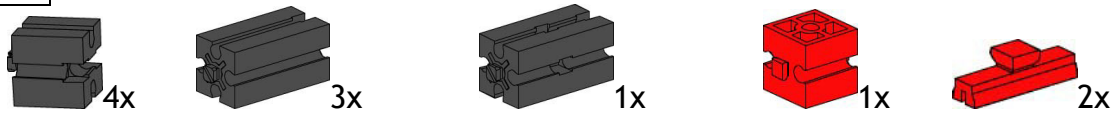
Christmas Pyramid Part 1- kerstpyramide deel 1
Modell von Thomas004, Anleitung von Masked

Stückliste - Parts List - Onderdelenoversicht


 31010	9x	 32881	17x
 31011	13x	 32882	4x
 31019	1x	 35031	2x
 31022	1x	 35049	2x
 31058	2x	 35061	1x
 31078	1x	 35062	1x
 31082	1x	 35806	1x
 31706	1x	 35945	1x
 31766	1x	 36294	4x
 31848	2x	 36297	4x
 31981	13x	 36299	4x
 31982	13x	 36323	8x
 32064	2x	 37232	2x
 32879	3x	 37237	3x
 32880	1x	 37238	1x

 37468	12x	 38423	17x
 37636	1x	 15 38544	6x
 37679	1x	 78728	4x
 37869	4x	 107436 260 lang	1x
 38241	1x	 132226	4x
 38246	16x	 137096	1x
 38251	6x		

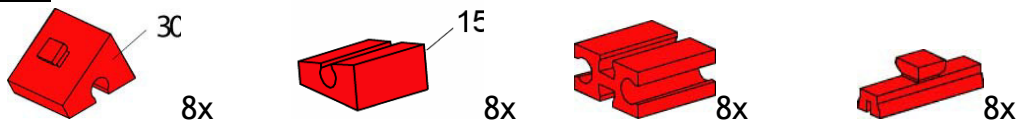
1




Hier BS30 mit Loch und BS15 vertauschen! Change BS30 with bore and BS15!



2




8x





3

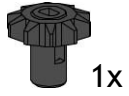
1+2




4



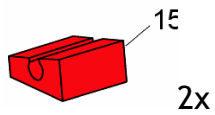
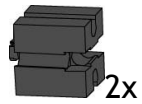
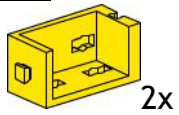
5




3+4



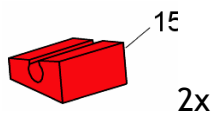
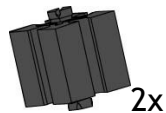
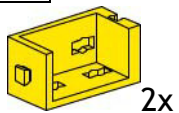
6




2x



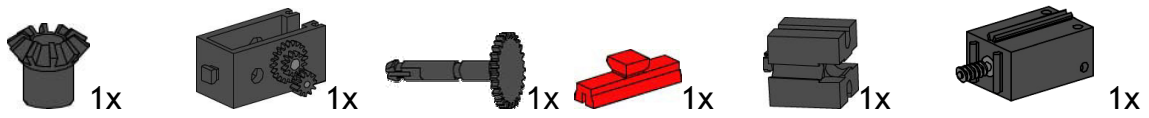
7



2x



8



Hier den Motor um 180° um die Achse drehen (Feder nach unten)
Turn Motor by 360° (Spring downwards)!



9

